



COMPETENCY EVALUATION

DRIVER/OPERATOR – FIRE APPARATUS

DAILY INSPECTION EXERCISE

Candidate: _____

OFA Student ID: _____

Organization (AHJ): _____ Apparatus # _____

Task: Perform routine tests, inspections, and servicing functions on the systems and components specified in the following list, given a fire department vehicle and its manufacturer's specifications, so that the operational status of the vehicle is verified.

Skill: 1002 DO 01

Standard: NFPA 1002

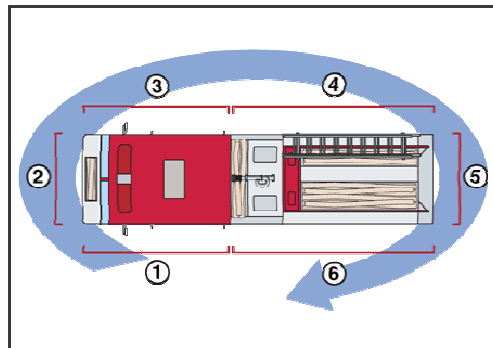
Edition: 2003

Objective(s): 4.2.1

Reference: IFSTA, Pumping Apparatus Driver/Operator Handbook, 2nd Edition, Ch. 3

Candidate Instructions:

1. The candidate, given a fire apparatus shall demonstrate a daily inspection of the fire apparatus.
2. The candidate shall use a systematic approach to this inspection.
3. The candidate shall use Activity Sheet 1 or their department's daily apparatus check sheet for this skill.
4. The candidate shall complete the inspection within 30 minutes.



INTERNATIONAL FIRE SERVICE TRAINING ASSOCIATION (IFSTA)
Operating Emergency Vehicles – Pumping Apparatus Driver Operator 2nd Edition

Performance:

	Critical Step	Yes	No
1. Driver/Operator uses a systematic approach and visually inspects the exterior of the apparatus for obvious problems or damages.			
2. Driver/operator tested, inspected or serviced:			
a) Battery/Batteries			
1. Checked water level, if applicable			
2. Checked tightness of terminals with appropriate hand tool			
3. Inspected terminals for corrosion			
4. Evaluated general condition (damage, tie-downs)			
5. Ensure that batteries are charged and ready to start, by gauge reading or actual starting of engine	√		
b) Braking system			
1. Air-actuated Brakes			
i) Checked for leaks			
ii) Ensured manual or automatic purging of excess condensation			
iii) Ensure that the brakes will stop the vehicle, by driving and depressing brake pedal.	√		
2. Hydraulic Brakes			
i) Checked for leaks			
ii) Ensured hydraulic fluid level is within manufacturer's recommended specifications			

iii) Ensure that the brakes will stop the vehicle, by driving and depressing brake pedal.	√		
c) Coolant system			
1. Checked for leaks			
2. Checked condition of hoses and/or lines			
3. Ensured coolant level is within manufacturer's recommended specifications	√		
d) Oil			
1. Checked for leaks			
2. Ensured engine oil level is within manufacturer's recommended specifications	√		
3. Ensured engine oil pressure is within manufacturer's recommended specifications			
e) Electrical system			
1. Ensured charging system is operational			
2. Confirmed gauges are functioning			
3. Checked ignition system by starting engine	√		
4. Ensured all vehicle lights are operational	√		
5. Ensured all visual and audible emergency warning devices are operational	√		
6. Evaluated general condition of accessible wires and connections			
f) Fuel			
1. Reported fuel gauge level	√		
2. Checked for leaks			
g) Hydraulic fluids			
1. Checked for leaks			
2. Ensured hydraulic fluids are within manufacturer's recommended specifications			
h) Tires			
1. Checked condition of valve and stem			
2. Evaluated condition of tire tread	√		
3. Checked depth of tire tread			
4. Checked for damage			
5. Used an air gauge, to ensure that tire air pressure was within manufacturer's recommended specifications	√		
6. Checked lug nuts for tightness, rust, and missing nuts			
i) Steering system			
1. Checked for leaks			
2. Ensured steering fluid level was within manufacturer's recommended specifications			
3. Checked for "excessive play" in steering wheel			
j) Belts			
1. Ensured proper adjustment			
2. Checked for excessive wear and/or cracking			
k) Tools, appliances, and equipment			
1. Ensured required tools, appliances, and equipment were present as required by the authority having jurisdiction			
2. Ensured required tools, appliances, and equipment are in good working order			
l) Utilize safety equipment (seat belts/harnesses)	√		
m) Recognized system problems			
n) Corrected any deficiency noted according to policies and/or procedures			
Candidate must complete (30) steps total to pass this skill	Total		
√ Critical Step – Failure on this step mandates failure on exercise!			
The candidate has 30 minutes to complete this exercise.	Time		
CANDIDATE MUST COMPLETE ALL CRITICAL STEPS TO PASS SKILL	Circle	PASS	FAIL

Evaluator _____ Signature _____ Date _____

Evaluator _____ Signature _____ Date _____



COMPETENCY EVALUATION

DRIVER/OPERATOR – FIRE APPARATUS

ACTIVITY SHEET 1

for Skill's 1002 DO 01 and 02 Apparatus Test, Inspection and Service Form

Use safety equipment and hand tools to test, inspect or service the items on the checklist to recognize any system problems and correct any deficiency according to agency policies and procedures. Place a mark in the "Item Checked" column after each item is checked. Use the "Notes" column to note any deficiencies. Date and sign the form in the indicated area.

Item	Item Checked	Notes
Visually inspect the exterior of the apparatus for obvious problems or damages.		
Battery/Batteries		
Checked water level, if applicable		
Checked tightness of terminals with appropriate hand tool		
Inspected terminals for corrosion		
Evaluated general condition (damage, tie-downs)		
Braking system		
<u>Air-actuated Brakes</u>		
Check for leaks		
Ensure manual or automatic purging of excess condensation		
Ensure that the brakes will stop the vehicle, by driving and depressing brake pedal.		
<u>Hydraulic Brakes</u>		
Check for leaks		
Ensure hydraulic fluid level is within manufacturer's recommended specifications		
Ensure that the brakes will stop the vehicle, by driving and depressing brake pedal.		
Coolant system		
Check for leaks		
Check condition of hoses and/or lines		
Ensure coolant level is within manufacturer's recommended specifications		
Oil		
Check for leaks		
Ensure engine oil level is within manufacturer's recommended specifications		
Ensure engine oil pressure is within manufacturer's recommended specifications		
Electrical system		
Ensure charging system is operational		
Confirm gauges are functioning		
Check ignition system by starting engine		
Ensure all vehicle lights are operational		
Ensure all visual and audible emergency warning devices are operational		
Evaluate general condition of accessible wires and connections		
Fuel		
Report fuel gauge level		
Check for leaks		

Hydraulic fluids		
Check for leaks		
Ensured hydraulic fluids are within manufacturer's recommended specifications		
Tires		
Check condition of valve and stem		
Evaluate condition of tire tread		
Check depth of tire tread		
Check for damage		
Use an air gauge, to ensure that tire air pressure was within manufacturer's recommended specifications		
Check lug nuts for tightness, rust, and missing nuts		
Steering system		
Check for leaks		
Ensure steering fluid level was within manufacturer's recommended specifications		
Check for "excessive play" in steering wheel		
Belts		
Ensured proper adjustment		
Checked for excessive wear and/or cracking		
Tools, appliances, and equipment		
Ensure required tools, appliances, and equipment were present as required by the authority having jurisdiction		
Ensure required tools, appliances, and equipment are in good working order		

Signature

Printed Name

Date



COMPETENCY EVALUATION

DRIVER/OPERATOR – FIRE APPARATUS

DAILY INSPECTION EXERCISE

Candidate: _____ OFA Student ID: _____

Organization (AHJ): _____ Apparatus # _____

Task: Document the routine tests, inspections and servicing functions, given maintenance and inspection forms, so that all items are checked for operation and deficiencies are reported.

Skill: 1002 DO 02 **Standard:** NFPA 1002 **Edition:** 2003 **Objective(s):** 4.2.2

Reference: IFSTA, Pumping Apparatus Driver/Operator Handbook, 2nd Edition, Ch. 3

Candidate Instructions:

The candidate, given a fire apparatus and daily check sheet, **Activity Sheet 1** (attached) will document all checks and deficiencies. This skill shall be performed in conjunction with Skill 1002 DO 01 and 11.

Performance:

	Step	Yes	No	
1. Correctly document inspection.			√	
2. Accurately reported the deficiency			√	
Candidate must complete (2) steps total to pass this skill			Total	
√ Critical Step – Failure on this step mandates failure on exercise!				
No minimum time requirements for this exercise			Time	n/a
CANDIDATE MUST COMPLETE <u>ALL</u> CRITICAL STEPS TO PASS SKILL			Circle	PASS FAIL

Evaluator _____ Signature _____ Date _____

Evaluator _____ Signature _____ Date _____



COMPETENCY EVALUATION

DRIVER/OPERATOR – FIRE APPARATUS

ACTIVITY SHEET 1

for Skill's 1002 DO 01 and 02 Apparatus Test, Inspection and Service Form

Use safety equipment and hand tools to test, inspect or service the items on the checklist to recognize any system problems and correct any deficiency according to agency policies and procedures. Place a mark in the "Item Checked" column after each item is checked. Use the "Notes" column to note any deficiencies. Date and sign the form in the indicated area.

Item	Item Checked	Notes
Visually inspect the exterior of the apparatus for obvious problems or damages.		
Battery/Batteries		
Checked water level, if applicable		
Checked tightness of terminals with appropriate hand tool		
Inspected terminals for corrosion		
Evaluated general condition (damage, tie-downs)		
Braking system		
<u>Air-actuated Brakes</u>		
Check for leaks		
Ensure manual or automatic purging of excess condensation		
Ensure that the brakes will stop the vehicle, by driving and depressing brake pedal.		
<u>Hydraulic Brakes</u>		
Check for leaks		
Ensure hydraulic fluid level is within manufacturer's recommended specifications		
Ensure that the brakes will stop the vehicle, by driving and depressing brake pedal.		
Coolant system		
Check for leaks		
Check condition of hoses and/or lines		
Ensure coolant level is within manufacturer's recommended specifications		
Oil		
Check for leaks		
Ensure engine oil level is within manufacturer's recommended specifications		
Ensure engine oil pressure is within manufacturer's recommended specifications		
Electrical system		
Ensure charging system is operational		
Confirm gauges are functioning		
Check ignition system by starting engine		
Ensure all vehicle lights are operational		
Ensure all visual and audible emergency warning devices are operational		
Evaluate general condition of accessible wires and connections		
Fuel		
Report fuel gauge level		
Check for leaks		

Hydraulic fluids		
Check for leaks		
Ensured hydraulic fluids are within manufacturer's recommended specifications		
Tires		
Check condition of valve and stem		
Evaluate condition of tire tread		
Check depth of tire tread		
Check for damage		
Use an air gauge, to ensure that tire air pressure was within manufacturer's recommended specifications		
Check lug nuts for tightness, rust, and missing nuts		
Steering system		
Check for leaks		
Ensure steering fluid level was within manufacturer's recommended specifications		
Check for "excessive play" in steering wheel		
Belts		
Ensured proper adjustment		
Checked for excessive wear and/or cracking		
Tools, appliances, and equipment		
Ensure required tools, appliances, and equipment were present as required by the authority having jurisdiction		
Ensure required tools, appliances, and equipment are in good working order		

Signature

Printed Name

Date



COMPETENCY EVALUATION

DRIVER/OPERATOR – FIRE APPARATUS

ROAD DRIVING EXERCISE

Candidate: _____

OFA Student ID: _____

Organization (AHJ): _____ Apparatus # _____

Task: Operate a fire department vehicle, given a vehicle and a predetermined route on a public way that incorporates the maneuvers and features, specified in the following list, that the driver/operator is expected to encounter during normal operations, so that the vehicle is operated in compliance with all applicable state and local laws, departmental rules and regulations, and the requirements of NFPA 1500, section 4.2.

Skill: 1002 DO 03

Standard: NFPA 1002

Edition: 2003

Objective(s): 4.3.1

Reference: IFSTA, Pumping Apparatus Driver/Operator Handbook, 2nd Edition, Ch. 4

Candidate Instructions:

1. The candidate, given a fire apparatus shall demonstrate safe operation of the apparatus on public thoroughfares.
2. The candidate shall follow all posted traffic requirements and departmental policies while performing this exercise.

Performance:	Critical		
	Step	Yes	No
1. Driver/Operator shall make a 360 degree visual safety inspection around the apparatus.	√		
2. Driver/operator shall use handrails to enter and exit apparatus.			
3. Driver/operator shall don their seatbelt per manufacturer's recommendations.	√		
4. Driver/operator shall insure all firefighters on the apparatus are seated and wearing their seatbelts prior to moving the apparatus. <i>(verbalize this action to the evaluator)</i>	√		
5. Driver/operator shall check their mirror position before moving the apparatus. <i>(verbalize this action to the evaluator – if no adjustment is required)</i>			
6. Driver/operator shall make 4 left turns.	√		
7. Driver/operator shall make 4 right turns.	√		
8. Driver/operator shall travel a straight section of urban business street or two-lane rural road at least one mile in length.	√		
9. Driver/operator shall demonstrate travel in a through intersection.	√		
10. Driver/operator shall demonstrate travel through two intersections where a stop must be made.	√		
11. Driver/operator shall demonstrate travel across a railroad crossing <i>(if applicable)</i> .			
12. Driver/operator shall demonstrate travel around one curve <i>(left or right)</i> .			
13. Driver/operator shall demonstrate travel on a section of limited-access highway that includes a conventional on-ramp, off-ramp, and is long enough to allow two lane changes.			
14. Driver/operator shall demonstrate travel on a downgrade that is steep enough and long enough to require gear changing to maintain speed <i>(if applicable)</i> .			
15. Driver/operator shall demonstrate travel on an upgrade that is steep enough and long enough to require gear changing to maintain speed <i>(if applicable)</i> .			
16. Driver/operator shall demonstrate travel through an underpass, or low-clearance bridge <i>(if applicable)</i> .			
17. Driver/operator adhered to posted traffic requirements and organizational policy, or procedures and maintained safe control of the apparatus.	√		
Candidate must complete (11) steps total to pass this skill	Total		
√ Critical Step – Failure on this step mandates failure on exercise!			
No minimum time requirements for this exercise	Time	n/a	
CANDIDATE MUST COMPLETE ALL CRITICAL STEPS TO PASS SKILL	Circle	PASS	FAIL

Evaluator _____ Signature _____ Date _____

Evaluator _____ Signature _____ Date _____



COMPETENCY EVALUATION

DRIVER/OPERATOR – FIRE APPARATUS

ALLEY DOCK EXERCISE - LEFT

Candidate: _____

OFA Student ID: _____

Organization (AHJ): _____

Apparatus # _____

Task: Back a vehicle from a roadway into restricted spaces on both right and left sides of the vehicle, given a fire department vehicle, a spotter, and restricted spaces 3.7 m (12 ft) in width, requiring 90-degree right-hand and left-hand turns from the roadway, so that the vehicle is parked within the restricted areas without having to stop and pull forward and without striking obstructions.

Skill: 1002 DO 04

Standard: NFPA 1002

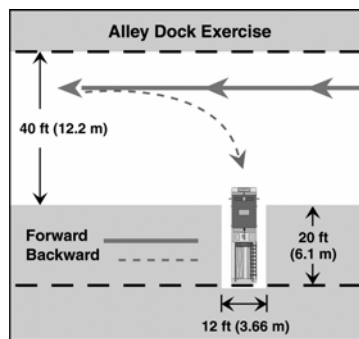
Edition: 2003

Objective(s): 4.3.2

Reference: IFSTA, Pumping Apparatus Driver/Operator Handbook, 2nd Edition, Ch. 4

Candidate Instructions:

1. The candidate, given a fire apparatus shall demonstrate the driver's ability to maneuver the apparatus backward (after checking with spotter) within a restricted area and into an alley, dock, or fire station.
2. The candidate shall have 10 minutes to complete this skill.



LEFT

INTERNATIONAL FIRE SERVICE TRAINING ASSOCIATION (IFSTA)
Operating Emergency Vehicles – Pumping Apparatus Driver Operator 2nd Edition

Performance:

	Critical Step	Yes	No
1. Driver/Operator shall make a 360 degree visual safety inspection around the apparatus.	✓		
2. Driver/operator shall use handrails to enter and exit apparatus.			
3. Driver/operator shall don their seatbelt per manufacturer's recommendations.	✓		
4. Driver/operator shall insure all firefighters on the apparatus are seated and wearing their seatbelts prior to moving the apparatus. <i>(verbalize this action to the evaluator)</i>	✓		
5. Driver/operator shall check their mirror position before moving the apparatus. <i>(verbalize this action to the evaluator – if no adjustment is required)</i>			
6. Driver/operator shall drive the apparatus past the alley dock <i>(which is on the left)</i> , backing the apparatus <i>(after checking with spotter)</i> , making a left turn, in reverse, into the defined area, and stopping within 6 in. of the rear wall.	✓		
7. Driver/operator shall complete the exercise without driving over or knocking down any cones or obstructions.	✓		
8. Driver/operator shall complete the exercise without having to stop or pull forward.	✓		
Candidate must complete (6) steps total to pass this skill	Total		
✓ Critical Step – Failure on this step mandates failure on task!			
The candidate has 10 minutes to complete this exercise.	Time		
CANDIDATE MUST COMPLETE ALL CRITICAL STEPS TO PASS SKILL	Circle	PASS	FAIL

Evaluator _____ Signature _____ Date _____

Evaluator _____ Signature _____ Date _____



COMPETENCY EVALUATION

DRIVER/OPERATOR – FIRE APPARATUS

ALLEY DOCK EXERCISE - RIGHT

Candidate: _____

OFA Student ID: _____

Organization (AHJ): _____ Apparatus # _____

Task: Back a vehicle from a roadway into restricted spaces on both right and left sides of the vehicle, given a fire department vehicle, a spotter, and restricted spaces 3.7 m (12 ft) in width, requiring 90-degree right-hand and left-hand turns from the roadway, so that the vehicle is parked within the restricted areas without having to stop and pull forward and without striking obstructions.

Skill: 1002 DO 05

Standard: NFPA 1002

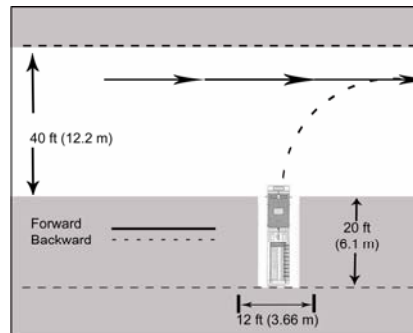
Edition: 2003

Objective(s): 4.3.2

Reference: IFSTA, Pumping Apparatus Driver/Operator Handbook, 2nd Edition, Ch. 4

Candidate Instructions:

1. The candidate, given a fire pumping apparatus shall demonstrate the driver's ability to move the apparatus backward (after checking with spotter) within a restricted area and into an alley, dock, or fire station.
2. The candidate shall have 10 minutes to complete this skill.



INTERNATIONAL FIRE SERVICE TRAINING ASSOCIATION (IFSTA)
Operating Emergency Vehicles – Pumping Apparatus Driver Operator 2nd Edition

RIGHT

Performance:

	Critical Step	Yes	No
1. Driver/Operator shall make a 360 degree visual safety inspection around the apparatus.	√		
2. Driver/operator shall use handrails to enter and exit apparatus.			
3. Driver/operator shall don their seatbelt per manufacturer's recommendations.	√		
4. Driver/operator shall insure all firefighters on the apparatus are seated and wearing their seatbelts prior to moving the apparatus. (<i>verbalize this action to the evaluator</i>)	√		
5. Driver/operator shall check their mirror position before moving the apparatus. (<i>verbalize this action to the evaluator – if no adjustment is required</i>)			
6. Driver/operator shall drive the apparatus past the alley dock (<i>which is on the right</i>), backing the apparatus (<i>after checking with spotter</i>), making a right turn, in reverse, into the defined area, and stopping within 6 in. of the rear wall.	√		
7. Driver/operator shall complete the exercise without driving over or knocking down any cones or obstructions.	√		
8. Driver/operator shall complete the exercise without having to stop or pull forward.	√		
Candidate must complete (6) steps total to pass this skill	Total		
√ Critical Step – Failure on this step mandates failure on task!			
The candidate has 10 minutes to complete this exercise.	Time		
CANDIDATE MUST COMPLETE ALL CRITICAL STEPS TO PASS SKILL	Circle	PASS	FAIL

Evaluator _____ Signature _____ Date _____

Evaluator _____ Signature _____ Date _____



COMPETENCY EVALUATION

DRIVER/OPERATOR – FIRE APPARATUS

SERPENTINE EXERCISE

Candidate: _____

OFA Student ID: _____

Organization (AHJ): _____ Apparatus # _____

Task: Maneuver a vehicle around obstructions on a roadway while moving forward and in reverse, given a fire department vehicle, a spotter for backing, and a roadway with obstructions, so that the vehicle is maneuvered through the obstructions without stopping to change the direction of travel and without striking the obstructions.

Skill: 1002 DO 06

Standard: NFPA 1002

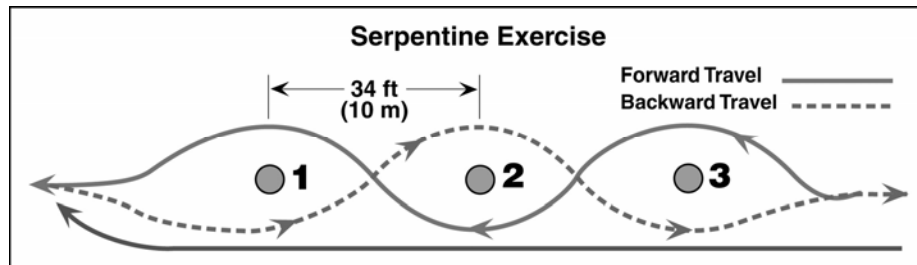
Edition: 2003

Objective(s): 4.3.3

Reference: IFSTA, Pumping Apparatus Driver/Operator Handbook, 2nd Edition, Ch. 4

Candidate Instructions:

1. The candidate, given a fire apparatus shall demonstrate maneuvering around parked and stopped vehicles and tight turns.
2. The candidate shall maintain a continuous motion in each direction without touching any of the course cones.
3. The candidate shall have 10 minutes to complete this skill.



INTERNATIONAL FIRE SERVICE TRAINING ASSOCIATION (IFSTA)
Operating Emergency Vehicles – Pumping Apparatus Driver Operator 2nd Edition

Performance:

	Critical Step	Yes	No
1. Driver/Operator shall make a 360 degree visual safety inspection around the apparatus.	✓		
2. Driver/operator shall use handrails to enter and exit apparatus.			
3. Driver/operator shall don their seatbelt per manufacturer's recommendations.	✓		
4. Driver/operator shall insure all firefighters on the apparatus are seated and wearing their seatbelts prior to moving the apparatus. (<i>verbalize this action to the evaluator</i>)	✓		
5. Driver/operator shall check their mirror position before moving the apparatus. (<i>verbalize this action to the evaluator – if no adjustment is required</i>)			
6. Driver/operator shall move the apparatus forward in a straight line along the left side of the cones and stop just beyond the last cone (No. 1).			
7. Driver/operator shall back the apparatus (after checking with spotter) between the cones passing to the left of No. 1, to the right of No. 2, and to the left of No. 3.	✓		
8. Driver/operator shall stop the apparatus and then drive it forward between the cones by passing to the right of No. 3, to the left of No. 2, and to the right of No. 1.	✓		
9. Driver/operator shall travel the course in each direction in a continuous motion without driving over or knocking down any of the cones.	✓		
Candidate must complete (6) steps total to pass this skill	Total		
✓ Critical Step – Failure on this step mandates failure on exercise!			
The candidate has 10 minutes to complete this exercise.	Time		
CANDIDATE MUST COMPLETE ALL CRITICAL STEPS TO PASS SKILL	Circle	PASS	FAIL

Evaluator _____ Signature _____ Date _____

Evaluator _____ Signature _____ Date _____



COMPETENCY EVALUATION

DRIVER/OPERATOR – FIRE APPARATUS

THREE POINT TURNAROUND EXERCISE

Candidate: _____

OFA Student ID: _____

Organization (AHJ): _____ Apparatus # _____

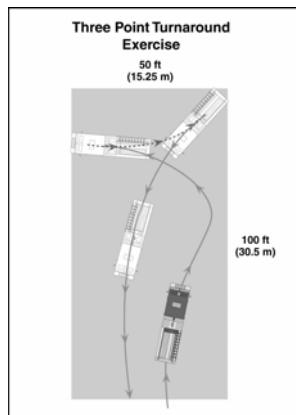
Task: Turn a fire department vehicle 180 degrees within a confined space, given a fire department vehicle, a spotter for backing up, and an area in which the vehicle cannot perform a U-turn without stopping and backing up, so that the vehicle is turned 180 degrees without striking obstructions within the given space.

Skill: 1002 DO 07 **Standard:** NFPA 1002 **Edition:** 2003 **Objective(s):** 4.3.4

Reference: IFSTA, Pumping Apparatus Driver/Operator Handbook, 2nd Edition, Ch. 4

Candidate Instructions:

1. The candidate, given a fire apparatus shall demonstrate the ability to turn the apparatus 180 degrees in a confined space.
2. The candidate shall have 10 minutes to complete this exercise.



INTERNATIONAL FIRE SERVICE TRAINING ASSOCIATION (IFSTA)
Operating Emergency Vehicles – Pumping Apparatus Driver Operator 2nd Edition

Performance:

	Critical Step	Yes	No
1. Driver/Operator shall make a 360 degree visual safety inspection around the apparatus.	✓		
2. Driver/operator shall use handrails to enter and exit apparatus.			
3. Driver/operator shall don their seatbelt per manufacturer's recommendations.	✓		
4. Driver/operator shall insure all firefighters on the apparatus are seated and wearing their seatbelts prior to moving the apparatus. <i>(verbalize this action to the evaluator)</i>	✓		
5. Driver/operator shall check their mirror position before moving the apparatus. <i>(verbalize this action to the evaluator – if no adjustment is required)</i>			
6. Driver/operator turns apparatus 180 degree <i>(after checking with spotter)</i> within the defined course and positions the apparatus the opposite direction from the starting position. <i>(There is no limit on direction changes for this exercise)</i>	✓		
7. Driver/operator shall complete the exercise without driving over or knocking down any cones or obstructions.	✓		
Candidate must complete (5) steps total to pass this skill	Total		
✓ Critical Step – Failure on this step mandates failure on exercise!			
The candidate has 10 minutes to complete this exercise.	Time		
CANDIDATE MUST COMPLETE ALL CRITICAL STEPS TO PASS SKILL	Circle	PASS	FAIL

Evaluator _____ Signature _____ Date _____

Evaluator _____ Signature _____ Date _____



COMPETENCY EVALUATION

DRIVER/OPERATOR – FIRE APPARATUS

DIMINISHING CLEARANCE EXERCISE

Candidate: _____

OFA Student ID: _____

Organization (AHJ): _____ Apparatus # _____

Task: Maneuver a fire department vehicle in areas with restricted horizontal and vertical clearances, given a fire department vehicle and a course that requires the operator to move through areas of restricted horizontal and vertical clearances, so that the operator accurately judges the ability of the vehicle to pass through the openings and so that no obstructions are struck.

Skill: 1002 DO 08

Standard: NFPA 1002

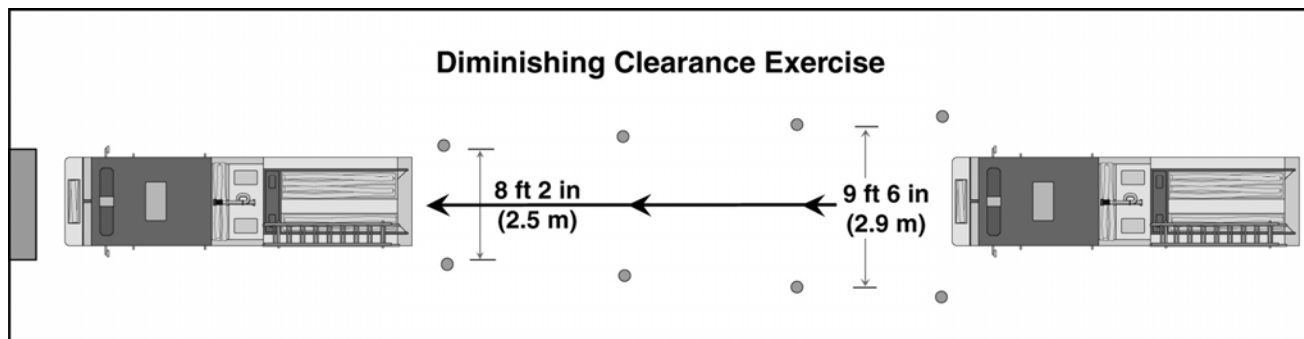
Edition: 2003

Objective(s): 4.3.5

Reference: IFSTA, Pumping Apparatus Driver/Operator Handbook, 2nd Edition, Ch. 4

Candidate Instructions:

1. The candidate, given a fire apparatus shall demonstrate the driver's ability to steer the apparatus in a straight line, judge distances from wheel to object, and stop at a finish line.
2. The candidate shall have 3 minutes to complete this skill.



INTERNATIONAL FIRE SERVICE TRAINING ASSOCIATION (IFSTA)
Operating Emergency Vehicles – Pumping Apparatus Driver Operator 2nd Edition

Performance:

	Critical Step	Yes	No
1. Driver/Operator shall make a 360 degree visual safety inspection around the apparatus.	✓		
2. Driver/operator shall use handrails to enter and exit apparatus.			
3. Driver/operator shall don their seatbelt per manufacturer's recommendations.	✓		
4. Driver/operator shall insure all firefighters on the apparatus are seated and wearing their seatbelts prior to moving the apparatus. <i>(verbalize this action to the evaluator)</i>	✓		
5. Driver/operator shall check their mirror position before moving the apparatus. <i>(verbalize this action to the evaluator – if no adjustment is required)</i>			
6. Driver/operator shall move the apparatus forward through the two lanes of cones without driving over or knocking down any of the cones.	✓		
7. Driver/operator shall stop the fire apparatus no more than 6 inches from the finish line and without crossing the finish line.			
Candidate must complete (4) steps total to pass this skill	Total		
✓ Critical Step – Failure on this step mandates failure on exercise!			
The candidate has 3 minutes to complete this exercise.	Time		
CANDIDATE MUST COMPLETE ALL CRITICAL STEPS TO PASS SKILL	Circle	PASS	FAIL

Evaluator _____ Signature _____ Date _____

Evaluator _____ Signature _____ Date _____



COMPETENCY EVALUATION

DRIVER/OPERATOR – FIRE APPARATUS

ROAD DRIVING EXERCISE

Candidate: _____

OFA Student ID: _____

Organization (AHJ): _____ Apparatus # _____

Task: Operate a vehicle using defensive driving techniques under emergency conditions, given a fire department vehicle and emergency conditions, so that control of the vehicle is maintained.

Skill: 1002 DO 09

Standard: NFPA 1002

Edition: 2003

Objective(s): 4.3.6

Reference: IFSTA, Pumping Apparatus Driver/Operator Handbook, 2nd Edition, Ch. 4

Candidate Instructions:

The candidate, given a fire apparatus and daily check sheet (Activity Sheet 1) will document all checks and deficiencies. This skill shall be performed in conjunction with Skill 1002 DO 04.

Performance:

	Step	Yes	No
The candidate performed the following safety procedures:			
1. Make a 360-degree visual inspection around the apparatus			
2. Used handrails to enter and exit the apparatus			
3. Wore seat belt	√		
4. Ensured no firefighters were in a standing position anywhere on the apparatus	√		
5. Checked mirror positions before moving			
The candidate			
1. Correctly used passenger restraint devices	√		
2. Maintained safe following distances	√		
3. Maintained control of the vehicle while accelerating	√		
4. Maintained control of the vehicle while decelerating	√		
5. Safety operated under adverse environmental or driving surface conditions	√		
6. Correctly used automotive gauges			
7. Correctly used automotive controls			
8. Followed all local and state laws	√		
9. Used hand-over-hand or shuffle steering for all elements			
10. Displayed use of appropriate speed for all driving elements	√		
Candidate must complete (10) steps total to pass this skill	Total		
√ Critical Step – Failure on this step mandates failure on exercise!			
No minimum time requirements for this exercise	Time	n/a	
CANDIDATE MUST COMPLETE ALL CRITICAL STEPS TO PASS SKILL	Circle	PASS	FAIL

Evaluator _____ Signature _____ Date _____

Evaluator _____ Signature _____ Date _____



COMPETENCY EVALUATION

DRIVER/OPERATOR – FIRE APPARATUS

OPERATION OF FIXED EQUIPMENT EXERCISE

Candidate: _____

OFA Student ID: _____

Organization (AHJ): _____ Apparatus # _____

Task: Operate all fixed systems and equipment on the vehicle not specifically addressed elsewhere in this standard, given systems and equipment, manufacturer's specifications and instructions, and departmental policies and procedures for the systems and equipment, so that each system or piece of equipment is operated in accordance with the applicable instructions and policies.

Skill: 1002 DO 10 A Electrical Generation and Distribution Equipment

Standard: NFPA 1002

Edition: 2003

Objective(s): 4.3.7

Reference: IFSTA, Pumping Apparatus Driver/Operator Handbook, 2nd Edition, Ch. 2

Candidate Instructions:

The candidate, given a fire apparatus shall inspect, test and operate the Electrical Generation and Distribution Equipment according to the manufacturers recommended procedures.

Performance:

	Critical Step	Yes	No
Electrical Generation and Distribution Equipment			
The candidate:			
1. Inspected equipment for safe operation prior to use (Ex. – looked for defects, checked oil, looked for leaks, checked wiring, and looked for missing parts).	√		
2. Correctly deployed, energized and monitored the system or equipment per manufacturer's specifications and instructions as well as departmental policies and procedures.			
3. Recognize system problem <ul style="list-style-type: none">a) Able to state items to watch and look for while equipment is operating<ul style="list-style-type: none">i) While equipment is being deployedii) While equipment is operatingiii) While shutting down equipment and returning to service			
4. Corrected system problem <ul style="list-style-type: none">a) Able to state actions required to remedy any system problem<ul style="list-style-type: none">i) Item can be addressed immediatelyii) Item must be taken out of service for maintenance			
5. Correctly demonstrated shutdown procedure for all equipment per manufacturer's specifications and instructions as well as departmental policies and procedures.			
Candidate must complete (4) steps total to pass this skill	Total		
The candidate shall have 20 minutes to complete this evaluation.	Time		
√ Critical Step – Failure on this step mandates failure on exercise!			
CANDIDATE MUST COMPLETE ALL CRITICAL STEPS TO PASS SKILL	Circle	PASS	FAIL

Evaluator _____ Signature _____ Date _____

Evaluator _____ Signature _____ Date _____



COMPETENCY EVALUATION

DRIVER/OPERATOR – FIRE APPARATUS

OPERATION OF FIXED EQUIPMENT EXERCISE

Candidate: _____

OFA Student ID: _____

Organization (AHJ): _____ Apparatus # _____

Task: Operate all fixed systems and equipment on the vehicle not specifically addressed elsewhere in this standard, given systems and equipment, manufacturer's specifications and instructions, and departmental policies and procedures for the systems and equipment, so that each system or piece of equipment is operated in accordance with the applicable instructions and policies.

Skill: 1002 DO 10 B Fixed Lighting Systems

Standard: NFPA 1002

Edition: 2003

Objective(s): 4.3.7

Reference: IFSTA, Pumping Apparatus Driver/Operator Handbook, 2nd Edition, Ch. 2

Candidate Instructions:

The candidate, given a fire apparatus shall inspect, test and operate the Fixed Lighting Systems according to the manufacturers recommended procedures.

Performance:

	Critical Step	Yes	No
Fixed Lighting Systems			
The candidate:			
1. Inspected equipment for safe operation prior to use (Ex. – looked for defects, checked oil, looked for leaks, checked wiring, and looked for missing parts).	√		
2. Correctly deployed, energized and monitored the system or equipment per manufacturer's specifications and instructions as well as departmental policies and procedures.			
3. Recognize system problem <ul style="list-style-type: none">a) Able to state items to watch and look for while equipment is operating<ul style="list-style-type: none">i) While equipment is being deployedii) While equipment is operatingiii) While shutting down equipment and returning to service			
4. Corrected system problem <ul style="list-style-type: none">a) Able to state actions required to remedy any system problem<ul style="list-style-type: none">i) Item can be addressed immediatelyii) Item must be taken out of service for maintenance			
5. Correctly demonstrated shutdown procedure for all equipment per manufacturer's specifications and instructions as well as departmental policies and procedures.			
Candidate must complete (4) steps total to pass this skill	Total		
The candidate shall have 20 minutes to complete this evaluation.	Time		
√ Critical Step – Failure on this step mandates failure on exercise!			
CANDIDATE MUST COMPLETE ALL CRITICAL STEPS TO PASS SKILL	Circle	PASS	FAIL

Evaluator _____ Signature _____ Date _____

Evaluator _____ Signature _____ Date _____



COMPETENCY EVALUATION

DRIVER/OPERATOR – FIRE APPARATUS

OPERATION OF FIXED EQUIPMENT EXERCISE

Candidate: _____

OFA Student ID: _____

Organization (AHJ): _____ Apparatus # _____

Task: Operate all fixed systems and equipment on the vehicle not specifically addressed elsewhere in this standard, given systems and equipment, manufacturer's specifications and instructions, and departmental policies and procedures for the systems and equipment, so that each system or piece of equipment is operated in accordance with the applicable instructions and policies.

Skill: 1002 DO 10 C **Portable Lighting System, Equipment and Accessories**

Standard: NFPA 1002

Edition: 2003

Objective(s): 4.3.7

Reference: IFSTA, Pumping Apparatus Driver/Operator Handbook, 2nd Edition, Ch. 2

Candidate Instructions:

The candidate, given a fire apparatus shall inspect, test and operate the Portable Lighting System, Equipment and Accessories according to the manufacturers recommended procedures.

Performance:

	Critical Step	Yes	No
Portable Lighting System, Equipment and Accessories			
The candidate:			
1. Inspected equipment for safe operation prior to use (Ex. – looked for defects, checked oil, looked for leaks, checked wiring, and looked for missing parts).	√		
2. Correctly deployed, energized and monitored the system or equipment per manufacturer's specifications and instructions as well as departmental policies and procedures.			
3. Recognize system problem <ul style="list-style-type: none">a) Able to state items to watch and look for while equipment is operating<ul style="list-style-type: none">i) While equipment is being deployedii) While equipment is operatingiii) While shutting down equipment and returning to service			
4. Corrected system problem <ul style="list-style-type: none">a) Able to state actions required to remedy any system problem<ul style="list-style-type: none">i) Item can be addressed immediatelyii) Item must be taken out of service for maintenance			
5. Correctly demonstrated shutdown procedure for all equipment per manufacturer's specifications and instructions as well as departmental policies and procedures.			
Candidate must complete (4) steps total to pass this skill	Total		
The candidate shall have 20 minutes to complete this evaluation.	Time		
√ Critical Step – Failure on this step mandates failure on exercise!			
CANDIDATE MUST COMPLETE ALL CRITICAL STEPS TO PASS SKILL	Circle	PASS	FAIL

Evaluator _____ Signature _____ Date _____

Evaluator _____ Signature _____ Date _____



COMPETENCY EVALUATION

DRIVER/OPERATOR – FIRE APPARATUS

OPERATION OF FIXED EQUIPMENT EXERCISE

Candidate: _____

OFA Student ID: _____

Organization (AHJ): _____ Apparatus # _____

Task: Operate all fixed systems and equipment on the vehicle not specifically addressed elsewhere in this standard, given systems and equipment, manufacturer's specifications and instructions, and departmental policies and procedures for the systems and equipment, so that each system or piece of equipment is operated in accordance with the applicable instructions and policies.

Skill: 1002 DO 10 D Air Compressor

Standard: NFPA 1002

Edition: 2003

Objective(s): 4.3.7

Reference: IFSTA, Pumping Apparatus Driver/Operator Handbook, 2nd Edition, Ch. 2

Candidate Instructions:

The candidate, given a fire apparatus shall inspect, test and operate the Air Compressor according to the manufacturers recommended procedures.

Performance:

	Critical Step	Yes	No
Air Compressor			
The candidate:			
1. Inspected equipment for safe operation prior to use (Ex. – looked for defects, checked oil, looked for leaks, checked wiring, and looked for missing parts).	√		
2. Correctly deployed, energized and monitored the system or equipment per manufacturer's specifications and instructions as well as departmental policies and procedures.			
3. Recognize system problem <ul style="list-style-type: none">a) Able to state items to watch and look for while equipment is operating<ul style="list-style-type: none">i) While equipment is being deployedii) While equipment is operatingiii) While shutting down equipment and returning to service			
4. Corrected system problem <ul style="list-style-type: none">a) Able to state actions required to remedy any system problem<ul style="list-style-type: none">i) Item can be addressed immediatelyii) Item must be taken out of service for maintenance			
5. Correctly demonstrated shutdown procedure for all equipment per manufacturer's specifications and instructions as well as departmental policies and procedures.			
Candidate must complete (4) steps total to pass this skill	Total		
The candidate shall have 20 minutes to complete this evaluation.	Time		
√ Critical Step – Failure on this step mandates failure on exercise!			
CANDIDATE MUST COMPLETE ALL CRITICAL STEPS TO PASS SKILL	Circle	PASS	FAIL

Evaluator _____ Signature _____ Date _____

Evaluator _____ Signature _____ Date _____



COMPETENCY EVALUATION

DRIVER/OPERATOR – FIRE APPARATUS

OPERATION OF FIXED EQUIPMENT EXERCISE

Candidate: _____

OFA Student ID: _____

Organization (AHJ): _____ Apparatus # _____

Task: Operate all fixed systems and equipment on the vehicle not specifically addressed elsewhere in this standard, given systems and equipment, manufacturer's specifications and instructions, and departmental policies and procedures for the systems and equipment, so that each system or piece of equipment is operated in accordance with the applicable instructions and policies.

Skill: 1002 DO 10 E **Air Cascade System**

Standard: NFPA 1002

Edition: 2003

Objective(s): 4.3.7

Reference: IFSTA, Pumping Apparatus Driver/Operator Handbook, 2nd Edition, Ch. 2

Candidate Instructions:

The candidate, given a fire apparatus shall inspect, test and operate the Air Cascade System according to the manufacturers recommended procedures.

Performance:

	Critical Step	Yes	No
Air Cascade System			
The candidate:			
1. Inspected equipment for safe operation prior to use (Ex. – looked for defects, checked oil, looked for leaks, checked wiring, and looked for missing parts).	√		
2. Correctly deployed, energized and monitored the system or equipment per manufacturer's specifications and instructions as well as departmental policies and procedures.			
3. Recognize system problem <ul style="list-style-type: none">a) Able to state items to watch and look for while equipment is operating<ul style="list-style-type: none">i) While equipment is being deployedii) While equipment is operatingiii) While shutting down equipment and returning to service			
4. Corrected system problem <ul style="list-style-type: none">a) Able to state actions required to remedy any system problem<ul style="list-style-type: none">i) Item can be addressed immediatelyii) Item must be taken out of service for maintenance			
5. Correctly demonstrated shutdown procedure for all equipment per manufacturer's specifications and instructions as well as departmental policies and procedures.			
Candidate must complete (4) steps total to pass this skill	Total		
The candidate shall have 20 minutes to complete this evaluation.	Time		
√ Critical Step – Failure on this step mandates failure on exercise!			
CANDIDATE MUST COMPLETE ALL CRITICAL STEPS TO PASS SKILL	Circle	PASS	FAIL

Evaluator _____ Signature _____ Date _____

Evaluator _____ Signature _____ Date _____



COMPETENCY EVALUATION

DRIVER/OPERATOR – FIRE APPARATUS

OPERATION OF FIXED EQUIPMENT EXERCISE

Candidate: _____

OFA Student ID: _____

Organization (AHJ): _____ Apparatus # _____

Task: Operate all fixed systems and equipment on the vehicle not specifically addressed elsewhere in this standard, given systems and equipment, manufacturer's specifications and instructions, and departmental policies and procedures for the systems and equipment, so that each system or piece of equipment is operated in accordance with the applicable instructions and policies.

Skill: 1002 DO 10 F Hydraulic Rescue System

Standard: NFPA 1002

Edition: 2003

Objective(s): 4.3.7

Reference: IFSTA, Pumping Apparatus Driver/Operator Handbook, 2nd Edition, Ch. 2

Candidate Instructions:

The candidate, given a fire apparatus shall inspect, test and operate the Hydraulic Rescue System, Equipment and Accessories according to the manufacturers recommended procedures.

Performance:

	Critical Step	Yes	No
Hydraulic Rescue System			
The candidate:			
1. Inspected equipment for safe operation prior to use (Ex. – looked for defects, checked oil, looked for leaks, checked wiring, and looked for missing parts).	√		
2. Correctly deployed, energized and monitored the system or equipment per manufacturer's specifications and instructions as well as departmental policies and procedures.			
3. Recognize system problem <ul style="list-style-type: none">a) Able to state items to watch and look for while equipment is operating<ul style="list-style-type: none">i) While equipment is being deployedii) While equipment is operatingiii) While shutting down equipment and returning to service			
4. Corrected system problem <ul style="list-style-type: none">a) Able to state actions required to remedy any system problem<ul style="list-style-type: none">i) Item can be addressed immediatelyii) Item must be taken out of service for maintenance			
5. Correctly demonstrated shutdown procedure for all equipment per manufacturer's specifications and instructions as well as departmental policies and procedures.			
Candidate must complete (4) steps total to pass this skill	Total		
The candidate shall have 20 minutes to complete this evaluation.	Time		
√ Critical Step – Failure on this step mandates failure on exercise!			
CANDIDATE MUST COMPLETE ALL CRITICAL STEPS TO PASS SKILL	Circle	PASS	FAIL

Evaluator _____ Signature _____ Date _____

Evaluator _____ Signature _____ Date _____



COMPETENCY EVALUATION

DRIVER/OPERATOR – FIRE APPARATUS

OPERATION OF FIXED EQUIPMENT EXERCISE

Candidate: _____

OFA Student ID: _____

Organization (AHJ): _____ Apparatus # _____

Task: Operate all fixed systems and equipment on the vehicle not specifically addressed elsewhere in this standard, given systems and equipment, manufacturer's specifications and instructions, and departmental policies and procedures for the systems and equipment, so that each system or piece of equipment is operated in accordance with the applicable instructions and policies.

Skill: 1002 DO 10 G **Air Hose – Cord Reel (Electric or Manual) or Hand Rolled Hoses**

Standard: NFPA 1002

Edition: 2003

Objective(s): 4.3.7

Reference: IFSTA, Pumping Apparatus Driver/Operator Handbook, 2nd Edition, Ch. 2

Candidate Instructions:

The candidate, given a fire apparatus shall inspect, test and operate the Air Hose – Cord Reel (Electric or Manual) or Hand Rolled Hoses, according to the manufacturers recommended procedures.

Performance:

	Critical Step	Yes	No
Air Hose – Cord Reel (Electric or Manual) or Hand Rolled Hoses			
The candidate:			
1. Inspected equipment for safe operation prior to use (Ex. – looked for defects, checked oil, looked for leaks, checked wiring, and looked for missing parts).	√		
2. Correctly deployed, energized and monitored the system or equipment per manufacturer's specifications and instructions as well as departmental policies and procedures.			
3. Recognize system problem <ul style="list-style-type: none">a) Able to state items to watch and look for while equipment is operating<ul style="list-style-type: none">i) While equipment is being deployedii) While equipment is operatingiii) While shutting down equipment and returning to service			
4. Corrected system problem <ul style="list-style-type: none">a) Able to state actions required to remedy any system problem<ul style="list-style-type: none">i) Item can be addressed immediatelyii) Item must be taken out of service for maintenance			
5. Correctly demonstrated shutdown procedure for all equipment per manufacturer's specifications and instructions as well as departmental policies and procedures.			
Candidate must complete (4) steps total to pass this skill	Total		
The candidate shall have 20 minutes to complete this evaluation.	Time		
√ Critical Step – Failure on this step mandates failure on exercise!			
CANDIDATE MUST COMPLETE <u>ALL</u> CRITICAL STEPS TO PASS SKILL	Circle	PASS	FAIL

Evaluator _____ Signature _____ Date _____

Evaluator _____ Signature _____ Date _____



COMPETENCY EVALUATION

DRIVER/OPERATOR – FIRE APPARATUS

OPERATION OF FIXED EQUIPMENT EXERCISE

Candidate: _____

OFA Student ID: _____

Organization (AHJ): _____ Apparatus # _____

Task: Operate all fixed systems and equipment on the vehicle not specifically addressed elsewhere in this standard, given systems and equipment, manufacturer's specifications and instructions, and departmental policies and procedures for the systems and equipment, so that each system or piece of equipment is operated in accordance with the applicable instructions and policies.

Skill: 1002 DO 10 H **Hydraulic Hose – Cord Reel (Electric or Manual) or Hand Rolled Hoses**

Standard: NFPA 1002

Edition: 2003

Objective(s): 4.3.7

Reference: IFSTA, Pumping Apparatus Driver/Operator Handbook, 2nd Edition, Ch. 2

Candidate Instructions:

The candidate, given a fire apparatus shall inspect, test and operate the Hydraulic Hose – Cord Reel (Electric or Manual) or Hand Rolled Hoses, according to the manufacturers recommended procedures.

Performance:

	Critical Step	Yes	No
Hydraulic Hose – Cord Reel (Electric or Manual) or Hand Rolled Hoses			
The candidate:			
1. Inspected equipment for safe operation prior to use (Ex. – looked for defects, checked oil, looked for leaks, checked wiring, and looked for missing parts).	√		
2. Correctly deployed, energized and monitored the system or equipment per manufacturer's specifications and instructions as well as departmental policies and procedures.			
3. Recognize system problem <ul style="list-style-type: none">a) Able to state items to watch and look for while equipment is operating<ul style="list-style-type: none">i) While equipment is being deployedii) While equipment is operatingiii) While shutting down equipment and returning to service			
4. Corrected system problem <ul style="list-style-type: none">a) Able to state actions required to remedy any system problem<ul style="list-style-type: none">i) Item can be addressed immediatelyii) Item must be taken out of service for maintenance			
5. Correctly demonstrated shutdown procedure for all equipment per manufacturer's specifications and instructions as well as departmental policies and procedures.			
Candidate must complete (4) steps total to pass this skill	Total		
The candidate shall have 20 minutes to complete this evaluation.	Time		
√ Critical Step – Failure on this step mandates failure on exercise!			
CANDIDATE MUST COMPLETE <u>ALL</u> CRITICAL STEPS TO PASS SKILL	Circle	PASS	FAIL

Evaluator _____ Signature _____ Date _____

Evaluator _____ Signature _____ Date _____



COMPETENCY EVALUATION

DRIVER/OPERATOR – FIRE APPARATUS

OPERATION OF FIXED EQUIPMENT EXERCISE

Candidate: _____

OFA Student ID: _____

Organization (AHJ): _____ Apparatus # _____

Task: Operate all fixed systems and equipment on the vehicle not specifically addressed elsewhere in this standard, given systems and equipment, manufacturer's specifications and instructions, and departmental policies and procedures for the systems and equipment, so that each system or piece of equipment is operated in accordance with the applicable instructions and policies.

Skill: 1002 DO 10 I Lifting Equipment – Cranes, Stabilizers, A-Frames or other types of lifting equipment

Standard: NFPA 1002

Edition: 2003

Objective(s): 4.3.7

Reference: IFSTA, Pumping Apparatus Driver/Operator Handbook, 2nd Edition, Ch. 2

Candidate Instructions:

The candidate, given a fire apparatus shall inspect, test and operate the Portable Lifting Equipment – Cranes, Stabilizers, A-Frames or other types of lifting equipment, according to the manufacturers recommended procedures.

Performance:

	Critical Step	Yes	No
Lifting Equipment – Cranes, Stabilizers, A-Frames or other types of lifting equipment			
The candidate:			
1. Inspected equipment for safe operation prior to use (Ex. – looked for defects, checked oil, looked for leaks, checked wiring, and looked for missing parts).	√		
2. Correctly deployed, energized and monitored the system or equipment per manufacturer's specifications and instructions as well as departmental policies and procedures.			
3. Recognize system problem <ul style="list-style-type: none">a) Able to state items to watch and look for while equipment is operating<ul style="list-style-type: none">i) While equipment is being deployedii) While equipment is operatingiii) While shutting down equipment and returning to service			
4. Corrected system problem <ul style="list-style-type: none">a) Able to state actions required to remedy any system problem<ul style="list-style-type: none">i) Item can be addressed immediatelyii) Item must be taken out of service for maintenance			
5. Correctly demonstrated shutdown procedure for all equipment per manufacturer's specifications and instructions as well as departmental policies and procedures.			
Candidate must complete (4) steps total to pass this skill	Total		
The candidate shall have 20 minutes to complete this evaluation.	Time		
√ Critical Step – Failure on this step mandates failure on exercise!			
CANDIDATE MUST COMPLETE ALL CRITICAL STEPS TO PASS SKILL	Circle	PASS	FAIL

Evaluator _____ Signature _____ Date _____

Evaluator _____ Signature _____ Date _____



COMPETENCY EVALUATION

DRIVER/OPERATOR – FIRE APPARATUS

DAILY INSPECTION EXERCISE

Candidate: _____

OFA Student ID: _____

Organization (AHJ): _____ Apparatus # _____

Task Perform the routine tests, inspections, and servicing functions specified in the following list in addition to those in 4.2.1, given a fire department pumper and its manufacturer's specifications, so that the operational status of the pumper is verified:

- (1) Water tank and other extinguishing agent levels (if applicable)
- (2) Pumping Systems
- (3) Foam Systems

Skill: 1002 DO 11

Standard: NFPA 1002

Edition: 2003

Objective(s): 5.1.1

Reference: IFSTA, Pumping Apparatus Driver/Operator Handbook, 2nd Edition, Ch. 3

Candidate Instructions:

The candidate, given a fire pumper apparatus and daily check sheet (Activity Sheet 2) will document all test, inspections, servicing functions of the water tank and other extinguishing agent levels (if applicable), pumping systems, foam systems, and note deficiencies.

Performance:

	Critical Step	Yes	No
The candidate:			
1. Ensure water tank level was full	√		
2. Checked primer pump oil reservoir level, if applicable			
3. Checked foam tank level, if applicable			
4. Evaluated condition of the pump packing for excessive leaking			
5. Properly engaged pump	√		
6. Properly operated priming pump			
7. Demonstrated proper throttle techniques	√		
8. Exercised pump valves			
9. Exercised drain valves			
10. Operated change over-valve (for two stage pumps)			
11. Operated pressure control device	√		
12. Visually inspected foam system, if equipped			
13. Properly disengaged pump	√		
14. Ensured tightness of screws and bolts on pump panel, using appropriate hand tools			
15. Utilized safety equipment	√		
16. Recognized system problems			
17. Corrected any deficiency noted according to policies and procedures			
Candidate must complete (12) steps total to pass this skill	Total		
√ Critical Step – Failure on this step mandates failure on exercise!			
The candidate shall have 30 minutes to complete this exercise	Time		
CANDIDATE MUST COMPLETE <u>ALL</u> CRITICAL STEPS TO PASS SKILL	Circle	PASS	FAIL

Evaluator _____ Signature _____ Date _____

Evaluator _____ Signature _____ Date _____



COMPETENCY EVALUATION
DRIVER/OPERATOR – FIRE APPARATUS
ACTIVITY SHEET 2
for
Skill's 1002 DO 11
Pump Test, Inspection and Service Form

Use safety equipment and hand tools to test, inspect or service the items on the checklist to recognize any system problems and correct any deficiency according to agency policies and procedures. Place a mark in the "Item Checked" column after each item is checked. Use the "Notes" column to note any deficiencies. Date and sign the form in the indicated area.

Item	Item Checked	Notes
Ensure water tank level is full		
Check primer pump oil reservoir level, if applicable		
Check foam tank level, if applicable		
Evaluate condition of the pump packing for excessive leaking		
Properly engage pump		
Properly operate priming system		
Demonstrate proper throttle operation		
Exercise pump valves		
Exercise drain valves		
Operate pressure control device		
Visually inspect foam system, if applicable		
Properly disengage pump		
Ensure tightness of screws and bolts on pump panel, using appropriate hand tools		
Utilize safety equipment		

Signature

Printed Name

Date



COMPETENCY EVALUATION

DRIVER/OPERATOR – FIRE APPARATUS

PUMP OPERATOR EXERCISE

Candidate: _____

OFA Student ID: _____

Organization (AHJ): _____ Apparatus # _____

Task: Produce effective hand or master streams, given the sources specified in the following list, so that the pump is engaged, all pressure control and vehicle safety devices are set, the rated flow of the nozzle is achieved and maintained, and the apparatus is continuously monitored for potential problems:

- (1) Internal tank
- (2) Pressurized source
- (3) Static source
- (4) Transfer from internal tank to external source

Skill: 1002 DO 12 Producing Effective Streams at Draft

Standard: NFPA 1002

Edition: 2003

Objective(s): 5.2.1

Reference: IFSTA, Pumping Apparatus Driver/Operator Handbook, 2nd Edition, Ch. 12

Candidate Instructions:

The candidate, given a fire pumper apparatus shall properly position, connect, and perform a pumping operation from draft. The candidate shall be given assistance in connecting the hard suction hoses and operation of the hand lines (not with making any hand line connections).

Performance:

	Critical Step	Yes	No
The candidate:			
1. Position the pumper to operate at a static water source	√		
2. Performed a power transfer from vehicle engine to pump	√		
3. Performed a draft	√		
4. Operated pumper pressure control systems			
5. Operated the volume/pressure transfer valve (multistage pumps only)			
6. Operated auxiliary cooling systems			
7. Assembled hose lines, nozzles, valves and appliances			
8. Maintained draft with no fire flow			
9. Verbally communicated troubleshooting techniques to maintain draft			
10. Performed entire operation safely	√		
Candidate must complete (7) steps total to pass this skill	Total		
The candidate shall have 10 minutes to complete this evaluation.	Time		
√ Critical Step – Failure on this step mandates failure on exercise!			
CANDIDATE MUST COMPLETE ALL CRITICAL STEPS TO PASS SKILL	Circle	PASS	FAIL

Evaluator _____ Signature _____ Date _____

Evaluator _____ Signature _____ Date _____



COMPETENCY EVALUATION

DRIVER/OPERATOR – FIRE APPARATUS

PUMP OPERATOR EXERCISE

Candidate: _____

OFA Student ID: _____

Organization (AHJ): _____ Apparatus # _____

Task: Produce effective hand or master streams, given the sources specified in the following list, so that the pump is engaged, all pressure control and vehicle safety devices are set, the rated flow of the nozzle is achieved and maintained, and the apparatus is continuously monitored for potential problems:

- (1) Internal tank
- (2) Pressurized source
- (3) Static source
- (4) Transfer from internal tank to external source

Skill: 1002 DO 13 Producing Effective Streams From a Pressurized Source (Fire Hydrant)

Standard: NFPA 1002

Edition: 2003

Objective(s): 5.2.1

Reference: IFSTA, Pumping Apparatus Driver/Operator Handbook, 2nd Edition, Ch. 13

Candidate Instructions:

The candidate, given a fire pumper apparatus shall properly position, connect, and perform a pumping operation from pressurized source (fire hydrant).

Performance:

	Critical Step	Yes	No
The candidate:			
1. Position the pumper to operate at a fire hydrant	√		
2. Performed a power transfer from vehicle engine to pump	√		
3. Operated pumper pressure control systems	√		
4. Operated the volume/pressure transfer valve (multistage pumps only)			
5. Operated auxiliary cooling systems			
6. Made the transition between internal and external water sources			
7. Assembled hose lines, nozzles, valves and appliances			
8. Provided the correct pressure and flow to the next pumper in the relay			
9. Maintained a safe residual pressure	√		
10. Performed entire operation safely	√		
Candidate must complete (7) steps total to pass this skill	Total		
The candidate shall have 10 minutes to complete this evaluation.	Time		
√ Critical Step – Failure on this step mandates failure on exercise!			
CANDIDATE MUST COMPLETE <u>ALL</u> CRITICAL STEPS TO PASS SKILL	Circle	PASS	FAIL

Evaluator _____ Signature _____ Date _____

Evaluator _____ Signature _____ Date _____



COMPETENCY EVALUATION

DRIVER/OPERATOR – FIRE APPARATUS

RELAY PUMPING EXERCISE

Candidate: _____

OFA Student ID: _____

Organization (AHJ): _____ Apparatus # _____

Task: Pump a supply line of 2 ½ in. (65mm) or larger, given a relay pumping evolution the length and size of the line and the desired flow and intake pressure, so that the correct pressure and flow are provided to the next pumper in the relay.

Skill: 1002 DO 14 **Relay Pumping From a Pressurized Source**

Standard: NFPA 1002

Edition: 2003

Objective(s): 5.2.2

Reference: IFSTA, Pumping Apparatus Driver/Operator Handbook, 2nd Edition, Ch. 13

Candidate Instructions:

The candidate, given a fire pumper apparatus as a source pumper, shall properly position and set up the apparatus to pump (from a fire hydrant) in relay to a designated relay apparatus.

Performance:

	Critical Step	Yes	No
The candidate:			
1. Position the pumper to operate at a fire hydrant	√		
2. Performed a power transfer from vehicle engine to pump	√		
3. Operated pumper pressure control systems			
4. Operated the volume/pressure transfer valve (multistage pumps only)			
5. Operated auxiliary cooling systems			
6. Made the transition between internal and external water sources			
7. Assembled hose lines, nozzles, valves and appliances			
8. Provided the correct pressure and flow to the next pumper in the relay			
9. Maintained a safe residual pressure	√		
10. Performed entire operation safely	√		
Candidate must complete (7) steps total to pass this skill	Total		
The candidate shall have 10 minutes to complete this evaluation.	Time		
√ Critical Step – Failure on this step mandates failure on exercise!			
CANDIDATE MUST COMPLETE ALL CRITICAL STEPS TO PASS SKILL	Circle	PASS	FAIL

Evaluator _____ Signature _____ Date _____

Evaluator _____ Signature _____ Date _____



COMPETENCY EVALUATION

DRIVER/OPERATOR – FIRE APPARATUS

FOAM FIRE STREAM EXERCISE

Candidate: _____ OFA Student ID: _____

Organization (AHJ): _____ Apparatus # _____

Task: Produce a foam fire stream, given foam-producing equipment, so that properly proportioned foam is provided.

Skill: 1002 DO 15 **Producing a Foam Fire Stream Using an In-line or Bypass Eductor**

Standard: NFPA 1002

Edition: 2003

Objective(s): 5.2.3

Reference: IFSTA, Pumping Apparatus Driver/Operator Handbook, 2nd Edition, Ch. 15

Candidate Instructions:

The candidate, given a fire apparatus pumper, foam-producing equipment (in-line or bypass-type eductor), and a water source shall produce a foam-fire stream so that properly proportioned foam is provided.

Performance:

	Critical Step	Yes	No
The candidate:			
1. Verbalize checking the eductor and nozzle for compatibility and make sure that they were rated for the same flow.	√		
2. Checked and verbalized the foam concentration listing on the side of the container matched the eductor percentage rating	√		
3. Set the proportioner to the proper percentage rating	√		
4. Attached eductor to hose or discharge outlet			
5. Selected and attached the attack hose line			
6. Placed eductor suction into the concentrate			
7. Opened discharge valve and increased to the pressure recommended by the eductor manufacturer			
8. Set the pressure control device			
9. Produced properly proportioned foam stream	√		
10. Verbalized that foam hose lines and equipment would be flushed with clean water	√		
11. Performed entire operation safely	√		
Candidate must complete (7) steps total to pass this skill	Total		
The candidate shall have 10 minutes to complete this evaluation.	Time		
√ Critical Step – Failure on this step mandates failure on exercise!			
CANDIDATE MUST COMPLETE <u>ALL</u> CRITICAL STEPS TO PASS SKILL	Circle	PASS	FAIL

Evaluator _____ Signature _____ Date _____

Evaluator _____ Signature _____ Date _____



COMPETENCY EVALUATION

DRIVER/OPERATOR – FIRE APPARATUS

PUMP OPERATOR EXERCISE

Candidate: _____

OFA Student ID: _____

Organization (AHJ): _____ Apparatus # _____

Task: Supply water to fire sprinkler and standpipe systems, given specific system information and a fire department pumper, so that water is supplied to the system at the correct volume and pressure.

Skill: 1002 DO 16 **Supplying Water to a Standpipe System**

Standard: NFPA 1002

Edition: 2003

Objective(s): 4.2.2

Reference: IFSTA, Pumping Apparatus Driver/Operator Handbook, 2nd Edition, Ch. 5

Candidate Instructions:

The candidate, given a fire apparatus, fire hydrant and a fire department connection to a standpipe system shall position the fire apparatus, connect to a fire hydrant and provide water supply to a fire department connection to support a standpipe system.

Performance:

	Critical Step	Yes	No
The candidate:			
1. Position the pumping apparatus to supply the FDC from a fire hydrant	√		
2. Performed a power transfer from vehicle engine to pump	√		
3. Ensured multistage pump is in volume position, if applicable			
4. Removed caps an inspected FDC for:			
a). Debris			
b). Damaged threads			
c). Gasket			
5. Connected a minimum of two 2 ½ in. supply lines to the FDC			
6. Established a water supply from fire hydrant	√		
7. Supplied water to fire standpipe system	√		
8. Established correct pressure at FDC	√		
9. Operated pumper pressure control valve			
10. Operated auxiliary cooling systems			
11. Maintained safe residual pressure			
12. Performed entire operation safely	√		
Candidate must complete (9) steps total to pass this skill	Total		
√ Critical Step – Failure on this step mandates failure on exercise!			
The candidate shall have 10 minutes to complete this evaluation	Time		
CANDIDATE MUST COMPLETE <u>ALL</u> CRITICAL STEPS TO PASS SKILL	Circle	PASS	FAIL

Evaluator _____ Signature _____ Date _____

Evaluator _____ Signature _____ Date _____



COMPETENCY EVALUATION

DRIVER/OPERATOR – FIRE APPARATUS

PUMP OPERATOR EXERCISE

Candidate: _____

OFA Student ID: _____

Organization (AHJ): _____ Apparatus # _____

Task: Supply water to fire sprinkler and standpipe systems, given specific system information and a fire department pumper, so that water is supplied to the system at the correct volume and pressure.

Skill: 1002 DO 17 **Supplying Water to a Fire Sprinkler System**

Standard: NFPA 1002

Edition: 2003

Objective(s): 4.2.2

Reference: IFSTA, Pumping Apparatus Driver/Operator Handbook, 2nd Edition, Ch. 5

Candidate Instructions:

The candidate, given a fire apparatus, fire hydrant and a fire department connection to a fire sprinkler system shall position the fire apparatus, connect to a fire hydrant and provide water supply to a fire department connection to support the fire sprinkler system.

Performance:

	Critical Step	Yes	No
The candidate:			
1. Position the pumping apparatus to supply the FDC from a fire hydrant	√		
2. Performed a power transfer from vehicle engine to pump	√		
3. Ensured multistage pump is in volume position, if applicable			
4. Removed caps an inspected FDC for:			
a). Debris			
b). Damaged threads			
c). Gasket			
5. Connected a minimum of two 2 ½ in. supply lines to the FDC			
6. Established a water supply from fire hydrant	√		
7. Supplied water to fire sprinkler system	√		
8. Established correct pressure at FDC	√		
9. Operated pumper pressure control valve			
10. Operated auxiliary cooling systems			
11. Maintained safe residual pressure			
12. Performed entire operation safely	√		
Candidate must complete (9) steps total to pass this skill	Total		
√ Critical Step – Failure on this step mandates failure on exercise!			
The candidate shall have 10 minutes to complete this evaluation	Time		
CANDIDATE MUST COMPLETE <u>ALL</u> CRITICAL STEPS TO PASS SKILL	Circle	PASS	FAIL

Evaluator _____ Signature _____ Date _____

Evaluator _____ Signature _____ Date _____